RFC(RWF) Series

• 85℃ 5,000Hrs assured.

- Non-solvent proof.
- High Ripple Capability.
- Long Life.
- For UPS, Industrial Inverter.
- **RoHS compliant.**

RWA → RFC (RWF)

Long Life

SPECIFICATIONS

Item	Characteristics
Rated Voltage Range	350 ~ 550 V_{DC}
Operating Temperature Range	-25 ~ +85℃
Capacitance Tolerance	±20%(M) (at 20℃, 120Hz)
Leakage Current	I=0.02CV or 5mA, whichever is smaller. Where, I: Leakage current (μA) C: Nominal capacitance (μF) V: Rated voltage (V_{DC}) (at 20℃, 5 minutes)
Dissipation Factor(Tanδ)	0.25max. (at 20℃, 120Hz)
Insulation Withstanding Voltage	When a voltage of 2,000V_{AC} is applied for one minute between the terminals shorted each other and the mounting clamp on the insulating sleeve covering the case, there shall not be electrical damage.
Load Life	The following specifications shall be satisfied when the capacitors are restored to 20℃ after the rated voltage with the rated ripple current is applied (the peak voltage shall not exceed the rated voltage) for 5,000 hours at 85℃. Capacitance change ≦ ±30% of the initial value Tanδ ≦ 300% of the initial specified value Leakage current ≦ The initial specified value
Shelf Life	The following specifications shall be satisfied when the capacitors are restored to 20℃ after the exposing them at 85℃ for 500 hours without voltage applied. The rated voltage shall be applied to the capacitors for a minimum of 30 minutes, at least 24 hours and not more than 48 hours before measurements. Capacitance change ≦ ±20% of the initial value Tanδ ≦ 300% of the initial specified value Leakage current ≦ The initial specified value
Others	Satisfied characteristics KS C IEC 60384-4

RATED RIPPLE CURRENT MULTIPLIERS

Frequency Multiplying Factor

Frequency(Hz)	60	120	300	1k	3k
Factor	0.8	1.0	1.1	1.3	1.4

DIMENSIONS OF RFC(RWF) Series

Unit(mm)

Marking : BLACK SLEEVE, GOLD INK

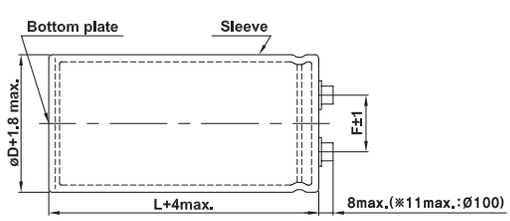

〈Screw specifications〉

ØD=Ø63 ~ Ø89
- Plus hexagon-headed screw: M5×0.8×12
- Maximum screw tightening torque:3.23N·m (33kg·cm)

ØD=Ø100
- Cross-recessed head (Phillips) screw: M8×1.25×16
  Spring washer, Washer
- Maximum screw tightening torque: 6.31N · m(64kg · cm)

B type mounting clamp

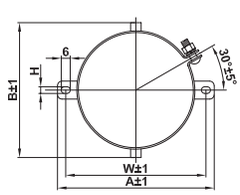

ØD	A	B	W	H	F
63.5	90	75	80	4.5	28.0
76.5	104.5	90	93.5	4.5	31.5

C type mounting clamp

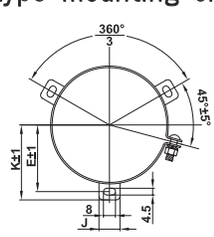

ØD	E	K	J	F
63.5	38.1	43.5	14	28.0
76.5	44.5	50.0	14	31.5
89	50.8	56.5	16	31.5
100	56.5	63.4	18	41.5

更多规格书点击这里查看下载 服务热线：0755-88852201 VX:13410723853

RATINGS OF RFC(RWF) Series

VDC	Capacitance (μF)	øD×L(mm)	Tanδ	Rated Ripple Current (Arms/85℃,120Hz)
350	3,900	63.5×120	0.25	12.1
	4,700	63.5×130	0.25	14.0
	5,600	63.5×160	0.25	16.6
	5,600	76.5×120	0.25	16.1
	6,800	63.5×190	0.25	20.0
	6,800	76.5×130	0.25	18.6
	8,200	76.5×160	0.25	22.2
	10,000	76.5×170	0.25	25.2
	12,000	89×160	0.25	29.1
	15,000	89×190	0.25	35.7
	18,000	100×220	0.25	44.2
	22,000	100×250	0.25	51.8
400	3,300	63.5×120	0.25	11.1
	3,900	63.5×130	0.25	12.7
	4,700	63.5×160	0.25	15.2
	4,700	76.5×120	0.25	14.7
	5,600	63.5×190	0.25	18.2
	5,600	76.5×130	0.25	16.9
	6,800	76.5×160	0.25	20.2
	8,200	76.5×170	0.25	22.8
	10,000	89×160	0.25	26.6
	12,000	89×170	0.25	30.0
	18,000	100×220	0.25	43.8
	22,000	100×250	0.25	51.3
450	2,700	63.5×120	0.25	10.1
	3,300	63.5×130	0.25	11.7
	3,900	63.5×160	0.25	13.8
	3,900	76.5×120	0.25	13.4
	4,700	63.5×190	0.25	16.7
	4,700	76.5×130	0.25	15.5
	5,600	76.5×160	0.25	18.3
	6,800	76.5×170	0.25	20.7
	8,200	89×160	0.25	24.1
	10,000	89×170	0.25	27.8
	15,000	100×220	0.25	40.8
	18,000	100×250	0.25	47.3

VDC	Capacitance (μF)	øD×L(mm)	Tanδ	Rated Ripple Current (Arms/85℃,120Hz)
500	1,500	63.5×90	0.25	6.3
	1,800	63.5×100	0.25	7.3
	2,200	63.5×120	0.25	8.4
	2,700	76.5×110	0.25	10.0
	3,300	76.5×130	0.25	11.3
	3,900	76.5×140	0.25	12.9
	4,700	76.5×150	0.25	14.3
	5,600	89×150	0.25	16.3
	6,800	89×170	0.25	19.2
	8,200	89×190	0.25	22.0
	12,000	100×220	0.25	30.2
	15,000	100×250	0.25	35.8
550	1,500	63.5×100	0.25	4.3
	1,800	63.5×120	0.25	5.3
	2,200	76.5×110	0.25	8.7
	2,700	76.5×130	0.25	9.3
	3,300	76.5×140	0.25	10.2
	3,900	76.5×150	0.25	11.3
	4,700	89×150	0.25	13.1
	5,600	89×170	0.25	15.2
	6,800	89×190	0.25	17.0
	8,200	100×220	0.25	21.3
	10,000	100×250	0.25	24.9

更多规格书点击这里查看下载 服务热线：0755-88852201 VX:13410723853